

ARENA LEVEL SPECIFICATIONS:

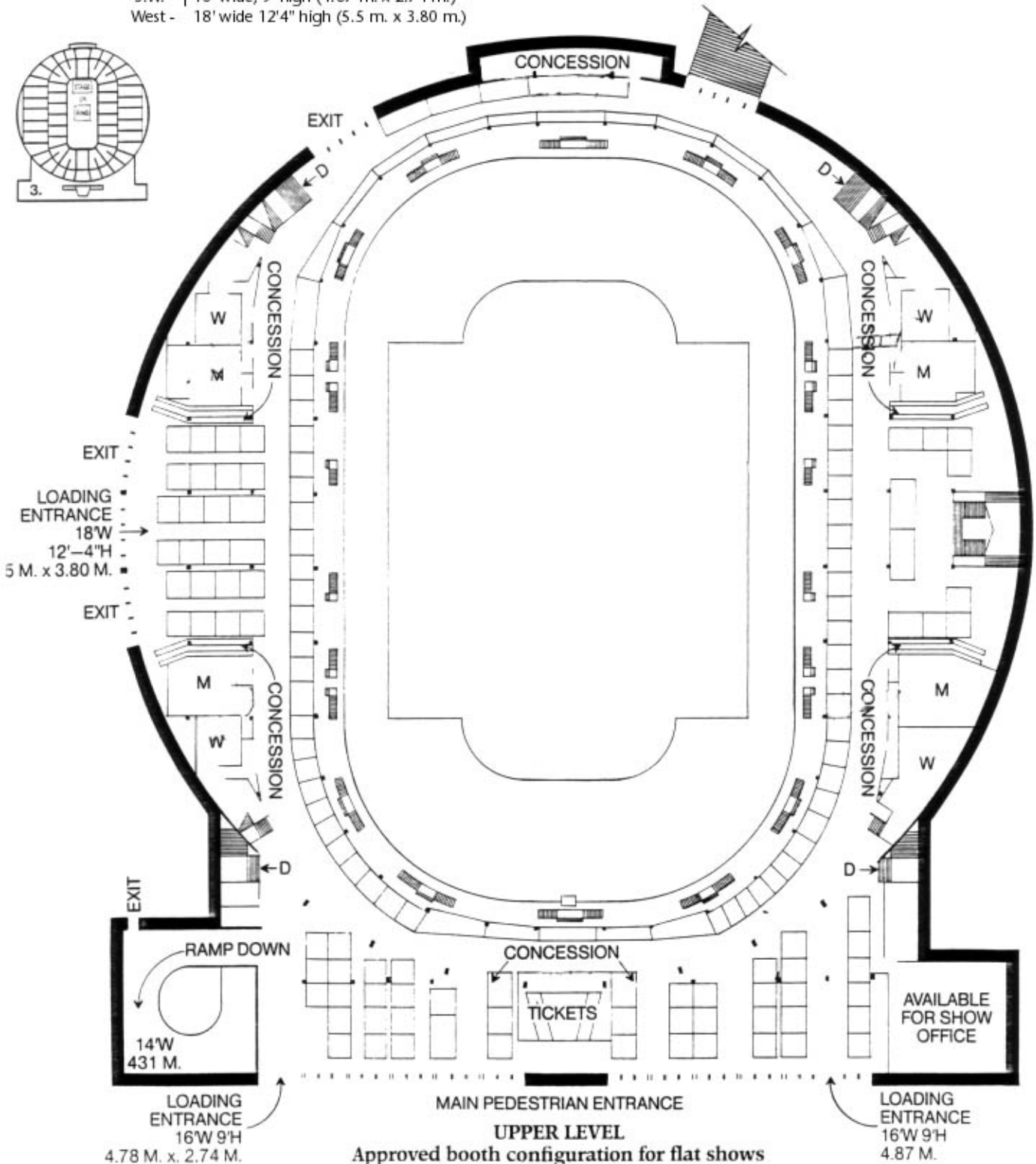
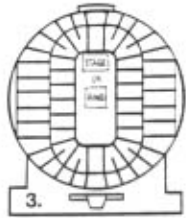
Clear Floor Area:	80,000 sq. ft. (7434.94 sq. m.)
Booth Capacity:	(10 x 10): 250 (variations possible)
Floor:	polished concrete
Floor Load Factor:	250 p.s.f. (1220.07 Kg/sq. m.)
Loading Entrances:	
North -	20' wide, 17'5" high (6.09 m. x 5.31 m.)
East -	16' wide 15'8" high (4.87 m. x 4.77 m.)

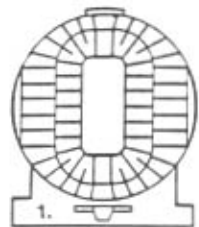
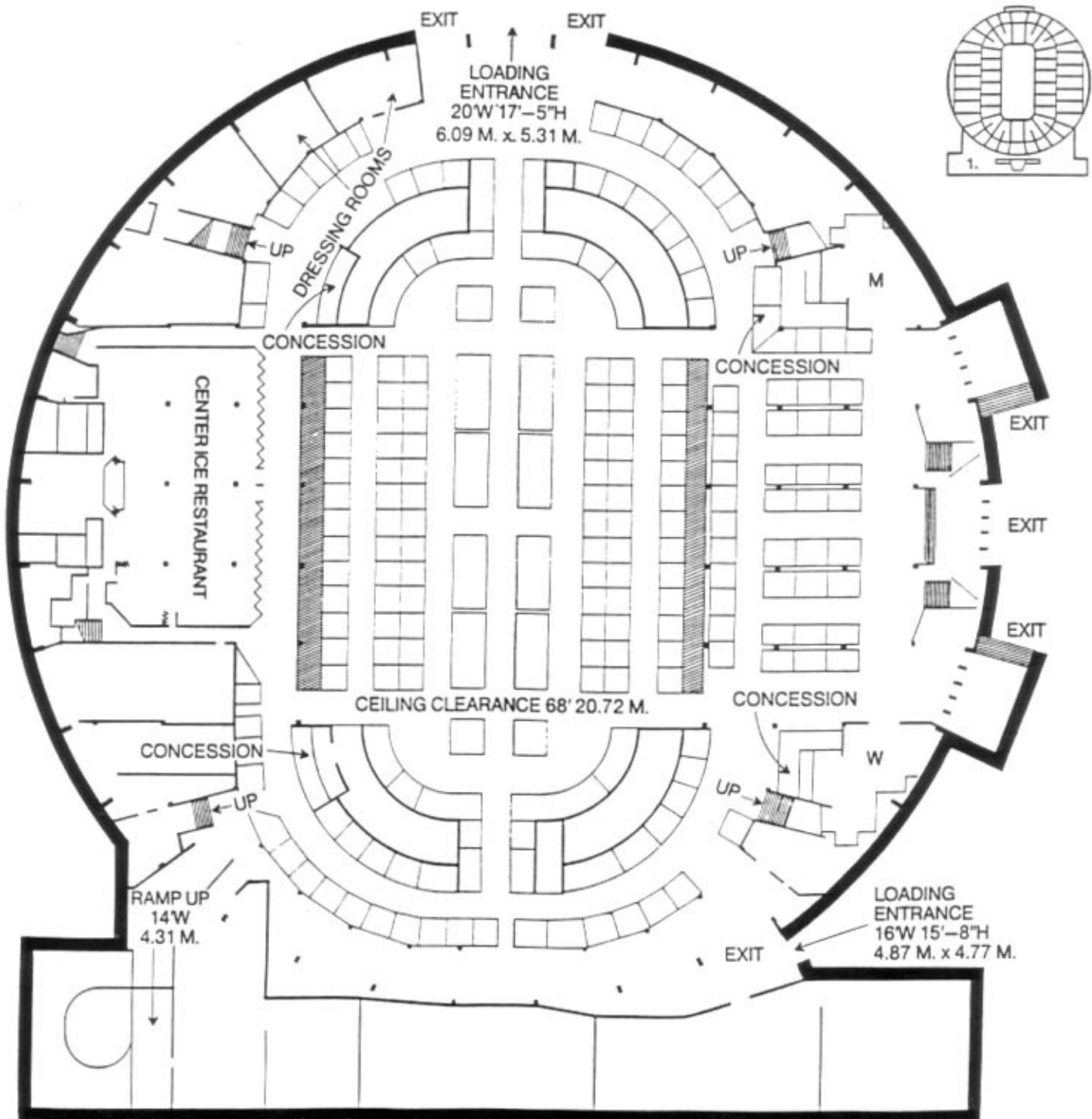
OVERALL SPECIFICATIONS:

Seating Capacity:	15,713 permanent 2,000 floor
Ceiling Clearance:	68' (20.78 m.)
Ramp Width:	14'2" minimum (4.31 m.)
Ramp Load Factor:	150 p.s.f. (732.00 Kg/sq. m.)
Illumination:	fluorescent, metal arc and incandescent
Electricity:	120/208V 3 phase 4 wire 480/227V 3 phase 4 wire
Water:	outlets available
Telephones:	connections available

UPPER LEVEL SPECIFICATIONS:

Clear Floor Area:	47,000 sq. ft. (4366.4 sq. m.)
Booth Capacity:	(10 x 10): 94
Floor:	polished concrete
Floor Load Factor:	150 p.s.f. (732.00 Kg/sq. m.)
Loading Entrances:	
S.E. -	16' wide, 9' high (4.87 m. x 2.74 m.)
S.W. -	16' wide, 9' high (4.87 m. x 2.74 m.)
West -	18' wide 12'4" high (5.5 m. x 3.80 m.)





ARENA LEVEL
 Approved booth configuration for flat shows